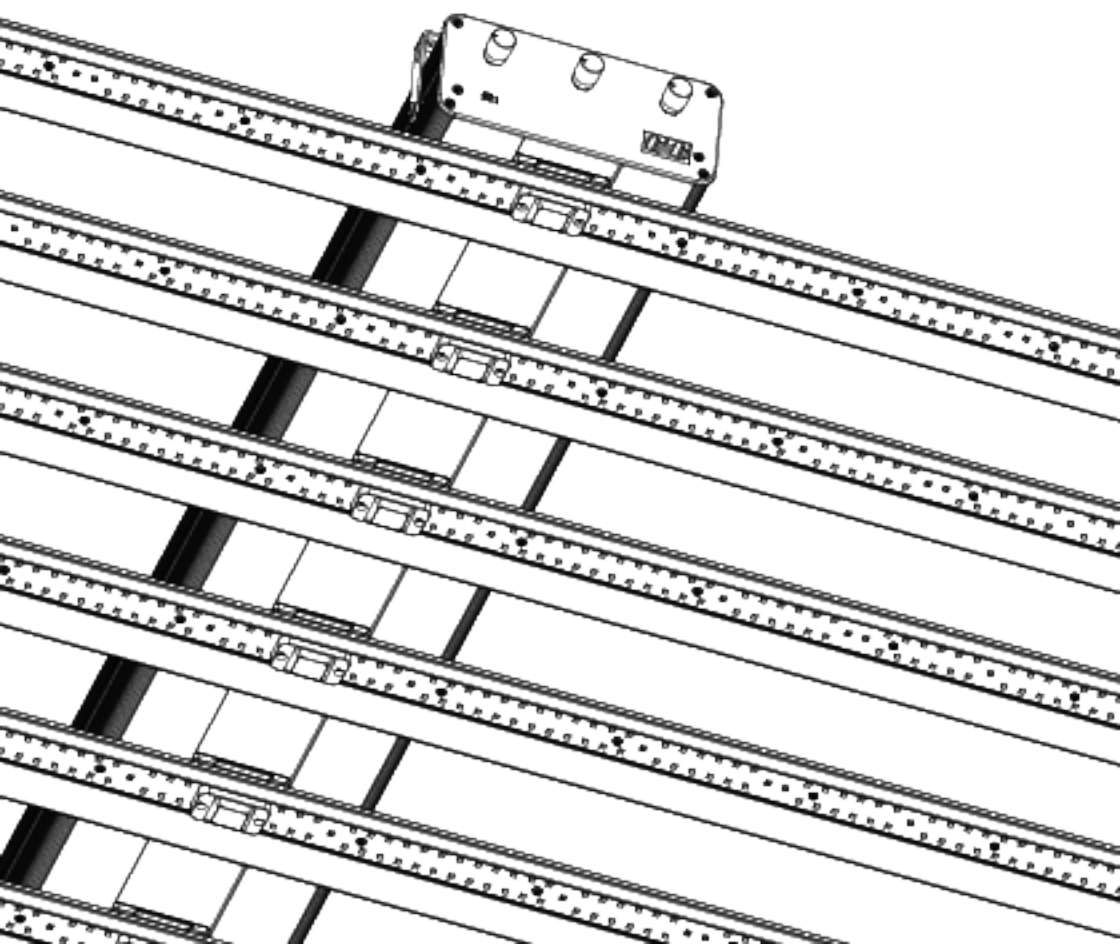




# Phytolite

RESINA Q-BARS

Set up & User Manual



# Phytolite

## Resina LED BARs

(Unit: mm)



### IMPORTANT

READ CAREFULLY BEFORE INSTALLING FIXTURE. RETAIN THESE INSTRUCTIONS FOR FUTURE REFERENCE.

To users: thank you for purchasing our product! Please read carefully before use, please keep this manual for reference! In order to ensure safe construction, please confirm the following important matters before each work begins:

- Risk of fire or electric shock: turn off power before installing.
- Always use product within Safe Working Load.
- Designed for statically positioned hanging.
- Do not walk or stand on product.
- Always use manufacturer supplied and specified cables. Never use uncoated cables.
- Do not apply oil or any other lubricant to the fastener or any other part of the cable assembly.

#### WARNING:

- Make certain power is OFF before installing or maintaining fixture.

#### NOTE:

- No user maintenance or cleaning required.

### Operating Instructions

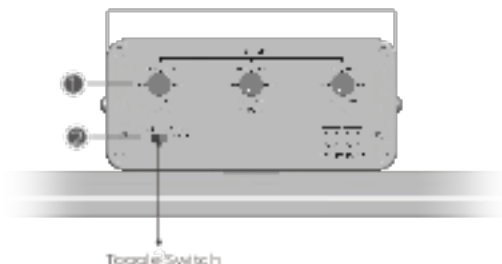
1. Before turn on the lamp, please adjust the scale of the 3 knobs to 0%.
2. Two control modes available.

#### For the Manual Mode:

set the toggle switch to the left "Manual"

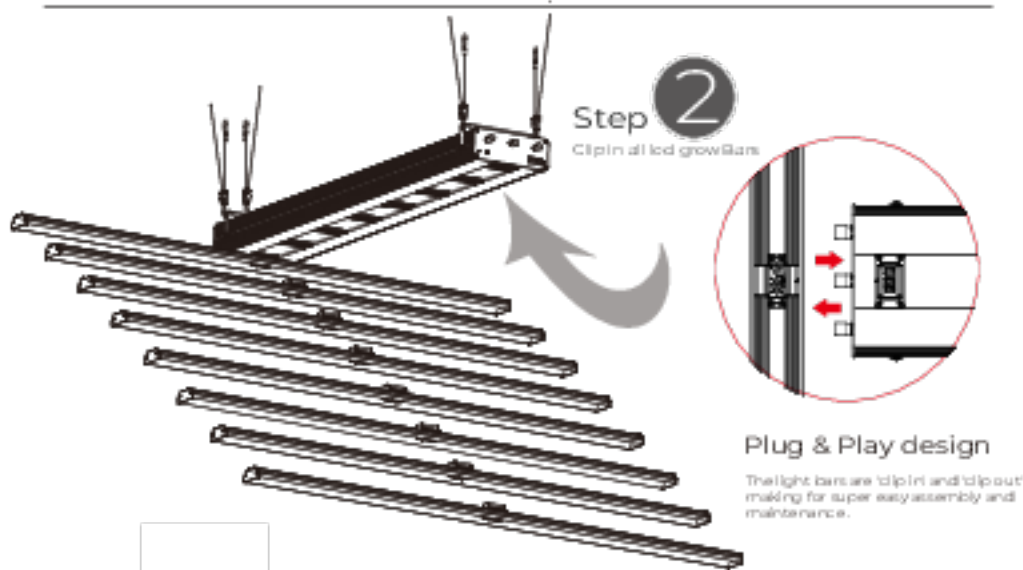

#### For the Controller Mode:

set the toggle switch to the right "Controller"



# Phytolite

## Resina LED BARs



# SAFETY INFORMATION

## OPERATION OF THE LIGHT



### Eye Exposure:

1. Injury may occur if eyes are subjected to prolonged direct exposure to bright light. Wear approved eye protection for protection from UV rays, and appropriate certification compliances for LED lighting.
2. Do not use lamps in applications where humans and/or animals will be subjected to direct long-term uncomfortable visual exposure to light emissions as this could result in eye injury. If lamp appears damaged, remove power and then repair or request replacement the product.



### Electrical Hazard:

1. Electrical shock hazard is always associated with the use of electrical appliances and working with electricity. Do not use if cords or plugs are damaged or with loose electrical sockets. Unsecured connections can cause electrical shock or fire. Do not touch the power cord with wet hands or disconnect from power source by pulling on the cord, as doing so may result in electrical shock. Do not bend or damage the power cord or unit wiring, as doing so may cause electrical shock or fire. User holds sole liability and responsibility for proper use, handling and installation of this product.
2. When performing any troubleshooting please disconnect the AC power and wait 30 seconds for power supply to de-energize. It is also important to follow this step before any inspection, adjustment or maintenance to lamps.



### Burn Warning:

1. Operating lamps may become hot and may involve some risk of causing fire or serious bodily injury or other damages. Use of temperature resistant gloves is recommended.  
\*Always allow sufficient time for product to cool prior to touching.

## Caution

---

Failure to comply with safety cautions and regulations can cause injury or property damage.

- Care and use your device properly. Do not use the device for anything other than its intended use.
- Damages or poor performance caused by failure to follow warnings and instructions can void your manufacturer's warranty.

